

Main Draw

The diagram illustrates the tournament structure, showing the progression of teams through four rounds of play. The teams are color-coded: blue for the top half and orange for the bottom half. The bracket is organized into four columns representing the rounds.

Round 1 (Left Column):

- [1] Conal JACKSON (Blue)
- A1 BYE (Blue)
- [13] Lorcan O'Leary;TOOLE (Blue)
- 1-11, 1-11, 1-11 (Blue)
- [6] Aaron KNOX (Blue)
- [5] Christian DROMGOOLE (Blue)
- 11-3, 11-7, 11-1 (Blue)
- [11] Adam EWART (Blue)
- Finnian MURTAGH (Blue)
- 4-11, 4-11, 4-11 (Blue)
- [4] Sam HOLMAN KEOGH (Blue)
- [3] Ismail WAHED (Blue)
- A5 BYE (Blue)
- [12] Quinn FERGUSON (Blue)
- 5-11, 2-11, 9-11 (Blue)
- [7] Tyler DROMGOOLE (Blue)
- [8] Oscar DALY (Blue)
- 11-6, 11-4, 11-2 (Blue)
- [9] Nathan HANN (Blue)
- BYE (Blue)
- A8 (Blue)
- [2] Frank O'Flynn (Blue)

Round 2 (Second Column):

- [1] Conal JACKSON (Blue)
- 11-4, 4-11, 11-6, 11-5 (Blue)
- [6] Aaron KNOX (Blue)
- 11-9, 11-8, 6-11, 11-9 (Blue)
- [5] Christian DROMGOOLE (Blue)
- 11-8, 8-11, 11-8, 11-8 (Blue)
- [4] Sam HOLMAN KEOGH (Blue)
- [3] Ismail WAHED (Blue)
- [3] Ismail WAHED (Blue)
- 11-6, 11-7, 11-6 (Blue)
- [7] Tyler DROMGOOLE (Blue)
- [8] Oscar DALY (Blue)
- 7-11, 7-11, 7-11 (Blue)
- [2] Frank O'Flynn (Blue)

Round 3 (Third Column):

- [1] Conal JACKSON (Blue)
- [5] Christian DROMGOOLE (Blue)
- [4] Sam HOLMAN KEOGH (Blue)
- [3] Ismail WAHED (Blue)
- [3] Ismail WAHED (Blue)
- [3] Ismail WAHED (Blue)
- [2] Frank O'Flynn (Blue)

Round 4 (Right Column):

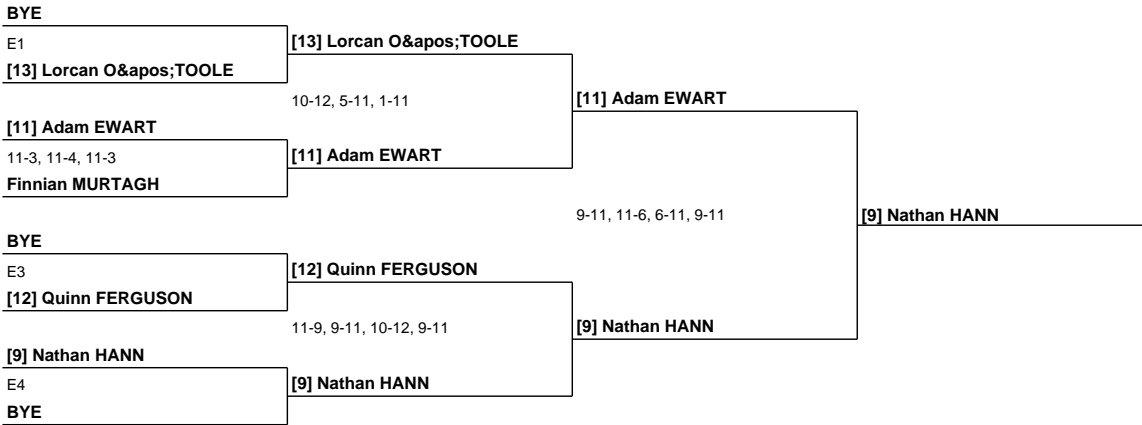
- [1] Conal JACKSON (Blue)
- [2] Frank O'Flynn (Blue)

[5] Christian DROMGOOLE	
11-7, 11-5, 11-7	[5] Christian DROMGOOLE
[2] Frank O'FLYNN	

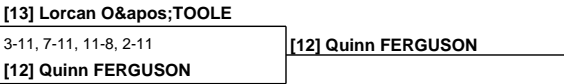
[6] Aaron KNOX 11-4, 11-1, 11-0	[6] Aaron KNOX	
[4] Sam HOLMAN KEOGH	11-7, 11-8, 11-7	[6] Aaron KNOX
[7] Tyler DROMGOOLE 11-9, 11-7, 11-8	[7] Tyler DROMGOOLE	
[8] Oscar DALY		

[4] Sam HOLMAN KEOGH	
Walkover	[8] Oscar DALY
[8] Oscar DALY	

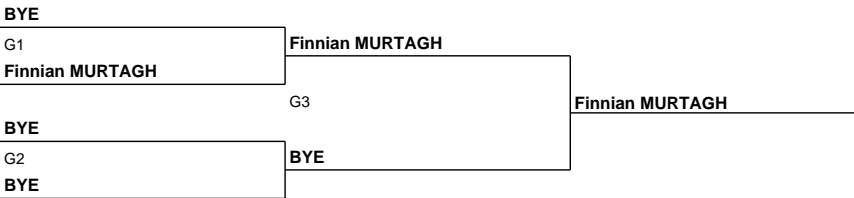
Position 9-16



Position 11-12



Position 13-16



Position 15-16

