



2017022 Gauteng North Belgrave
BS 10

Box 1

| | | | | 1. | 2. | 3. | 4. | 5. |
|-----------|-------|---|----|----------------------|--------------|-----|-----|-----|
| TSA090007 | Franc |  | 1. | RAGUIN Ntungamili | | | W/O | |
| TSA071181 | GC | | 2. | DANNHAUSER Jaco | | 3-4 | 3-4 | 6-1 |
| TSA071116 | |  | 3. | OPPENBERG Noah | 4-3 | | 1-6 | 6-1 |
| TSA071167 | GE | | 4. | VAN ECK Arron | Opponent W/O | 6-1 | | 7-0 |
| TSA081027 | GN |  | 5. | MALUNGA Lebone | 1-6 | 1-6 | 0-7 | |





| Standings | Points | Wins | Losses | Sets | Games |
|----------------------|--------|------|--------|--------------|------------------|
| 1. Arron VAN ECK | 8 | 4 | 0 | 4 - 0 (100%) | 23 - 4 (85.19%) |
| 2. Noah OPPENBERG | 6 | 3 | 1 | 3 - 1 (75%) | 17 - 10 (62.96%) |
| 3. Jaco DANNHAUSER | 4 | 2 | 2 | 2 - 2 (50%) | 18 - 9 (66.67%) |
| 4. Lebone MALUNGA | 2 | 1 | 3 | 1 - 3 (25%) | 8 - 19 (29.63%) |
| 5. Ntungamili RAGUIN | 0 | 0 | 4 | 0 - 4 (0%) | 0 - 24 (0%) |

Box 2

| | | | | 1. | 2. | 3. | 4. | 5. | 6. |
|-----------|----|--|----|-----------------------|-----|-----|-----|-----|-----|
| TSA072546 | |  | 1. | BAJWA Arjun | 7-0 | 2-5 | 5-2 | 1-6 | 7-0 |
| TSA071127 | GC | | 2. | PRINSLOO Kyle | 0-7 | | 3-4 | 2-5 | 4-3 |
| TSA071103 | GC | | 3. | VAN WYK JN | 5-2 | 7-0 | | 5-2 | 6-1 |
| TSA081066 | GN |  | 4. | VAN DEN BERG Malan | 2-5 | 4-3 | 0-7 | 2-5 | 7-0 |
| TSA081045 | GN | | 5. | SUMMERS Jayden | 6-1 | 5-2 | 5-2 | | 6-1 |
| TSA081012 | GN | | 6. | MULKAY Kian | 0-7 | 3-4 | 1-6 | 1-6 | |






| Standings | Points | Wins | Losses | Sets | Games |
|-----------------------|--------|------|--------|--------------|------------------|
| 1. JN VAN WYK | 10 | 5 | 0 | 5 - 0 (100%) | 30 - 5 (85.71%) |
| 2. Jayden SUMMERS | 8 | 4 | 1 | 4 - 1 (80%) | 24 - 11 (68.57%) |
| 3. Arjun BAJWA | 6 | 3 | 2 | 3 - 2 (60%) | 22 - 13 (62.86%) |
| 4. Malan VAN DEN BERG | 4 | 2 | 3 | 2 - 3 (40%) | 15 - 20 (42.86%) |
| 5. Kyle PRINSLOO | 2 | 1 | 4 | 1 - 4 (20%) | 9 - 26 (25.71%) |
| 6. Kian MULKAY | 0 | 0 | 5 | 0 - 5 (0%) | 5 - 30 (14.29%) |

Box 3

| | | | | 1. | 2. | 3. | 4. | 5. | 6. | |
|-----------|----|---|----|------------------------|-----|-----|-----|-----|-----|-----|
| TSA091019 | GC |  | 1. | LEVINER Jarryn | | 1-6 | 4-3 | 7-0 | 5-2 | 3-4 |
| TSA070071 | GE |  | 2. | SHIPALANA Kulani | 6-1 | | 3-4 | 6-1 | 6-1 | 3-4 |
| TSA081047 | GC | | 3. | NGWENYA Nhlakanipho | 3-4 | 4-3 | | 4-3 | 3-4 | 2-5 |
| TSA071102 | GN |  | 4. | NEL Luan | 0-7 | 1-6 | 3-4 | | 1-6 | 6-1 |
| TSA071152 | GN | | 5. | BADENHORST Neill | 2-5 | 1-6 | 4-3 | 6-1 | | 3-4 |
| TSA071175 | GN |  | 6. | VAN DER LAAN Rynard | 4-3 | 4-3 | 5-2 | 1-6 | 4-3 | |

| Standings | Points | Wins | Losses | Sets | Games |
|------------------------|--------|------|--------|-------------|------------------|
| 1. Rynard VAN DER LAAN | 8 | 4 | 1 | 4 - 1 (80%) | 18 - 17 (51.43%) |
| 2. Kulani SHIPALANA | 6 | 3 | 2 | 3 - 2 (60%) | 24 - 11 (68.57%) |
| 3. Jarryn LEVINER | 6 | 3 | 2 | 3 - 2 (60%) | 20 - 15 (57.14%) |
| 4. Neill BADENHORST | 4 | 2 | 3 | 2 - 3 (40%) | 16 - 19 (45.71%) |
| 5. Nhlakanipho NGWENYA | 4 | 2 | 3 | 2 - 3 (40%) | 16 - 19 (45.71%) |
| 6. Luan NEL | 2 | 1 | 4 | 1 - 4 (20%) | 11 - 24 (31.43%) |

Box 4

| | | | | 1. | 2. | 3. | 4. | 5. | 6. |
|-----------|------|---|--------------------|-----|-----|-----|-----|-----|-----|
| TSA071077 | GC | | 1. PEARL Ethan | | 0-7 | 4-3 | 4-3 | 5-2 | 2-5 |
| TSA091029 | GC |  | 2. LEVINER Guy | 7-0 | | 7-0 | 6-1 | 7-0 | 7-0 |
| TSA071058 | GC |  | 3. SWEIDAN Levi | 3-4 | 0-7 | | 0-7 | 4-3 | 3-4 |
| TSA090011 | GN |  | 4. MEYER Handré | 3-4 | 1-6 | 7-0 | | 6-1 | 1-6 |
| TSA071101 | GN |  | 5. FOURIE Ruann | 2-5 | 0-7 | 3-4 | 1-6 | | 1-6 |
| TSA081014 | MPUM |  | 6. STRYDOM Wian | 5-2 | 0-7 | 4-3 | 6-1 | 6-1 | |

| Standings | Points | Wins | Losses | Sets | Games |
|-----------------|--------|------|--------|--------------|------------------|
| 1. Guy LEVINER | 10 | 5 | 0 | 5 - 0 (100%) | 34 - 1 (97.14%) |
| 2. Wian STRYDOM | 8 | 4 | 1 | 4 - 1 (80%) | 21 - 14 (60%) |
| 3. Ethan PEARL | 6 | 3 | 2 | 3 - 2 (60%) | 15 - 20 (42.86%) |
| 4. Handré MEYER | 4 | 2 | 3 | 2 - 3 (40%) | 18 - 17 (51.43%) |
| 5. Levi SWEIDAN | 2 | 1 | 4 | 1 - 4 (20%) | 10 - 25 (28.57%) |
| 6. Ruann FOURIE | 0 | 0 | 5 | 0 - 5 (0%) | 7 - 28 (20%) |

1/2 Playoff

| | |
|---------------------|---------------------|
| Arron VAN ECK | Rynard VAN DER LAAN |
| Rynard VAN DER LAAN | 4-3 |
| JN VAN WYK | Rynard VAN DER LAAN |
| JN VAN WYK | 4-3 |
| Guy LEVINER | 4-3 |

3/4 Playoff

| | |
|---------------|-------------|
| Arron VAN ECK | |
| Guy LEVINER | Guy LEVINER |
| | 4-3 |

5/6 Playoff

| | | |
|------------------|----------------|----------------|
| Noah OPPENBERG | | |
| Kulani SHIPALANA | Jarryn LEVINER | |
| | 6-1 | |
| Jayden SUMMERS | | Jarryn LEVINER |
| | | 4-3 |
| Wian STRYDOM | Jayden SUMMERS | |
| | 5-2 | |

7/8 Playoff

| | |
|----------------|----------------|
| Noah OPPENBERG | |
| Wian STRYDOM | Noah OPPENBERG |
| | 5-2 |

9/10 Playoff

| | | |
|-----------------|------------------|------------------|
| Jaco DANNHAUSER | | |
| Jarryn LEVINER | Kulani SHIPALANA | |
| | 5-2 | |
| Arjun BAJWA | | Kulani SHIPALANA |
| | | 6-1 |
| Ethan PEARL | Arjun BAJWA | |
| | 4-3 | |

11/12 Playoff

| | |
|-----------------|-------------|
| Jaco DANNHAUSER | |
| Ethan PEARL | Ethan PEARL |
| | 4-3 |

13/14 Playoff

| | | |
|--------------------|------------------|------------------|
| Lebone MALUNGA | | |
| Neill BADENHORST | Neill BADENHORST | |
| | 7-0 | |
| Neill BADENHORST | | Neill BADENHORST |
| | | 5-2 |
| Malan VAN DEN BERG | | |
| Handré MEYER | Handré MEYER | |
| | 4-3 | |

15/16 Playoff

| | |
|--------------------|--------------------|
| Lebone MALUNGA | |
| Malan VAN DEN BERG | Malan VAN DEN BERG |
| | 5-2 |