







2017046 Eastern Cape Seniors  
Men's Singles Over 60

Main Draw

1	TSA480008	EDEN		[1] Daan SPENGLER			
2				A1 BYE	[1] Daan SPENGLER		
3	TSA500046	EP		Peter SALE		[1] Daan SPENGLER 3-6, 7-5, 6-0	
4	TSA520058	EP		George HOLLOWAY	George HOLLOWAY 6-2, 6-2		
5	TSA510030	EP		[4] Danie BOTHA		Louis VAN DER MERWE 7-6, 3-6, 6-2	
6				A3 BYE	[4] Danie BOTHA		
7	TSA560054	EP		Louis VAN DER MERWE		Louis VAN DER MERWE 6-4, 6-2	
8	TSA570115	WP		Vivian AFRICA	Louis VAN DER MERWE 6-4, 6-2		
9	TSA570054	EP		Patrick GREWAR			[2] Patrick VEZASIE 6-4, 7-6
10				A5 BYE	Patrick GREWAR		
11				BYE		[3] Laurie BUTLIN Walkover	
12	TSA510095	KZN		[3] Laurie BUTLIN	[3] Laurie BUTLIN		
13	TSA550093	EP		Jeffrey MYBURG (Ret.)		[2] Patrick VEZASIE 6-1, 4-6, 7-6	
14	TSA530054	FS		Rudie JANSEN VAN VUUREN	Rudie JANSEN VAN VUUREN 6-2, 4-2 (Ret.)		
15				BYE		[2] Patrick VEZASIE 6-1, 6-4	
16	TSA560040	WP		[2] Patrick VEZASIE	[2] Patrick VEZASIE		

Position 3-4	[1] Daan SPENGLER	
	[3] Laurie BUTLIN	[1] Daan SPENGLER Walkover

Position 5-8	George HOLLOWAY	
	[4] Danie BOTHA	[4] Danie BOTHA 7-6, 6-0
	BYE	
	C2	
	Rudie JANSEN VAN VUUREN	[4] Danie BOTHA 6-2, 6-0

Position 7-8	George HOLLOWAY	
	D1	
	BYE	George HOLLOWAY

```

graph LR
    E1[E1] --> P1[Peter SALE]
    E2[E2] --> V1[Vivian AFRICA]
    E3[E3] --> B1[BYE]
    E4[E4] --> B2[BYE]
    E6[E6] --> B3[BYE]
    E7[E7] --> P2[Peter SALE]
    P1 --> V1
    V1 --> P2
    P2 --> B3
    B1 --> B2
    B2 --> B3
  
```

The diagram illustrates a sequence of events (E1-E7) and their corresponding actions (Peter SALE, Vivian AFRICA, BYE). The events are arranged in a vertical column on the left, and the actions are arranged in a vertical column on the right. Lines connect the events to their corresponding actions, showing a flow from left to right. The actions are connected by lines, showing a flow from top to bottom. E1 and E2 lead to Peter SALE and Vivian AFRICA respectively. E3 and E4 lead to BYE. E6 and E7 lead to BYE. The actions are connected by lines, showing a flow from Peter SALE to Vivian AFRICA, and from Vivian AFRICA to Peter SALE. E7 is connected to Peter SALE. E6 is connected to BYE. E3 and E4 are connected to BYE.

Vivian AFRICA	
F1	Vivian AFRICA
BYE	

The diagram shows a bus system with two masters, G1 and G2, and one slave, G3. G1 and G2 are connected to the bus via a multiplexer. G3 is connected to the bus via a multiplexer. G1 and G2 send BYE signals to G3. G3 sends a signal back to the bus.

BYE	
H1	
BYE	