


2017060 GROWTHPOINT Super 8 KZN BS 10






Box 1

| | | | | 1. | 2. | 3. | 4. | 5. | 6. |
|-----------|-----|---|------------------------|-----|-----|-----|-----|-----|-----|
| TSA081001 | KZN | | 1. HEATH Samuel | | 6-3 | 9-0 | 4-5 | 9-0 | 3-6 |
| TSA081047 | GC | | 2. NGWENYA Nhlakanipho | 3-6 | | 6-3 | 7-2 | 9-0 | 1-8 |
| TSA070055 | KZN |  | 3. JOHNSON Bryce | 0-9 | 3-6 | | 8-1 | 6-3 | 3-6 |
| TSA081067 | KZN | | 4. WILSON Sean | 5-4 | 2-7 | 1-8 | | 6-3 | 0-9 |
| TSA081009 | | | 5. CAMERON Max | 0-9 | 0-9 | 3-6 | 3-6 | | 1-8 |
| TSA082097 | KZN | | 6. JACA Siyabonga | 6-3 | 8-1 | 6-3 | 9-0 | 8-1 | |

Standings

| | Points | Wins | Losses | Sets | Games |
|------------------------|--------|------|--------|--------------|------------------|
| 1. Siyabonga JACA | 10 | 5 | 0 | 5 - 0 (100%) | 37 - 8 (82.22%) |
| 2. Samuel HEATH | 6 | 3 | 2 | 3 - 2 (60%) | 31 - 14 (68.89%) |
| 3. Nhlakanipho NGWENYA | 6 | 3 | 2 | 3 - 2 (60%) | 26 - 19 (57.78%) |
| 4. Bryce JOHNSON | 4 | 2 | 3 | 2 - 3 (40%) | 20 - 25 (44.44%) |
| 5. Sean WILSON | 4 | 2 | 3 | 2 - 3 (40%) | 14 - 31 (31.11%) |
| 6. Max CAMERON | 0 | 0 | 5 | 0 - 5 (0%) | 7 - 38 (15.56%) |

Box 2

| | | | | 1. | 2. | 3. | 4. | 5. | 6. |
|-----------|-----|---|----------------------|-----|-----|-----|-----|-----|-----|
| TSA081011 | KZN | | 1. VORWERK Rhys | | 9-0 | 9-0 | 1-8 | 6-3 | 4-5 |
| TSA071251 | |  | 2. OOSTHUIZEN Daniel | 0-9 | | 0-9 | 0-9 | 0-9 | 0-9 |
| TSA081113 | GN |  | 3. DE LA PORT Pierre | 0-9 | 9-0 | | 0-9 | 1-8 | 2-7 |
| TSA081029 | KZN |  | 4. BOTHMA John | 8-1 | 9-0 | 9-0 | | 5-4 | 7-2 |
| TSA071478 | KZN |  | 5. JOHNSON Chris | 3-6 | 9-0 | 8-1 | 4-5 | | 6-3 |
| TSA072575 | KZN |  | 6. NGWENYA Simphiwe | 5-4 | 9-0 | 7-2 | 2-7 | 3-6 | |

Standings

| | Points | Wins | Losses | Sets | Games |
|----------------------|--------|------|--------|--------------|------------------|
| 1. John BOTHMA | 10 | 5 | 0 | 5 - 0 (100%) | 38 - 7 (84.44%) |
| 2. Chris JOHNSON | 6 | 3 | 2 | 3 - 2 (60%) | 30 - 15 (66.67%) |
| 3. Rhys VORWERK | 6 | 3 | 2 | 3 - 2 (60%) | 29 - 16 (64.44%) |
| 4. Simphiwe NGWENYA | 6 | 3 | 2 | 3 - 2 (60%) | 26 - 19 (57.78%) |
| 5. Pierre DE LA PORT | 2 | 1 | 4 | 1 - 4 (20%) | 12 - 33 (26.67%) |
| 6. Daniel OOSTHUIZEN | 0 | 0 | 5 | 0 - 5 (0%) | 0 - 45 (0%) |

1/2 Playoff

Siyabonga JACA

Chris JOHNSON

John BOTHMA

Samuel HEATH

Siyabonga JACA

6-3

John BOTHMA

6-4

John BOTHMA

6-4



3/4 Playoff

Chris JOHNSON

Samuel HEATH

Chris JOHNSON

6-1

5/6 Playoff

Nhlakanipho NGWENYA

Simphiwe NGWENYA

Simphiwe NGWENYA

7-6

Rhys VORWERK

Bryce JOHNSON

Rhys VORWERK

Walkover

Simphiwe NGWENYA

7-6

7/8 Playoff

Nhlakanipho NGWENYA

Bryce JOHNSON

Bryce JOHNSON

6-4

9/10 Playoff

Sean WILSON

Daniel OOSTHUIZEN

Sean WILSON

6-0

Pierre DE LA PORT

Max CAMERON

Pierre DE LA PORT

6-3

Pierre DE LA PORT

7-5

11/12 Playoff

Daniel OOSTHUIZEN

Max CAMERON

Max CAMERON

6-4

