

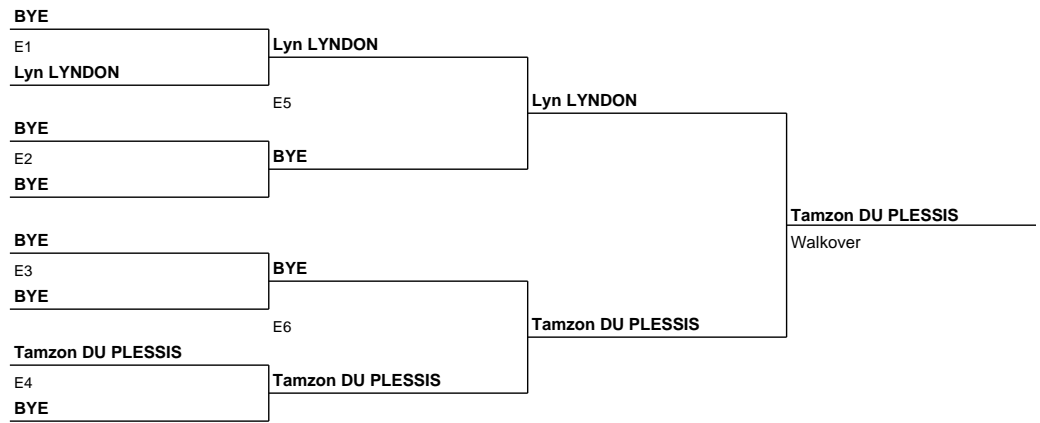
Main Draw			
1	TSA520022	GN	[1] Carine PUCKRIN
2			A1 BYE
3	TSA510091	WP	Shirley ENGERS
4	TSA490014	GC	Lyn LYNDON
5	TSA510038	EDEN	[3/4] Hanlé CRONJE
6			A3 BYE
7			BYE
8	TSA530062	GN	Annelie CELLIERS
9	TSA490043	FS	Coreen GULDENPFENNIG
10			A5 BYE
11			BYE
12	TSA520047	EDEN	[3/4] June SMITH
13	TSA530021	FS	Esme AUCAMP
14	TSA520030	GN	Tamzon DU PLESSIS
15			BYE
16	TSA510040	KZN	[2] Lynne BUTLIN

Annelie CELLIERS	
Coreen GULDENPFENNIG	Annelie CELLIERS 6-1, 6-3

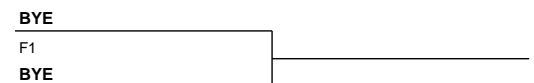
Shirley ENGERS		
[3/4] Hanlé CRONJE	[3/4] Hanlé CRONJE	
	6-4, 5-7, 13-11	
[3/4] June SMITH		[3] Hanlé CRONJE
		Walkover
Esme AUCAMP	Esme AUCAMP	
	6-2, 6-0	

Shirley ENGERS	
	[4] June SMITH
[3/4] June SMITH	6-1, 6-3

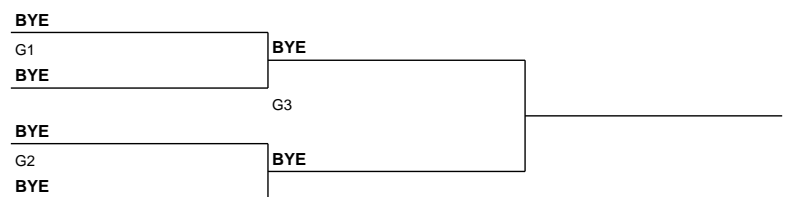
Position 9-16



Position 11-12



Position 13-16



Position 15-16

